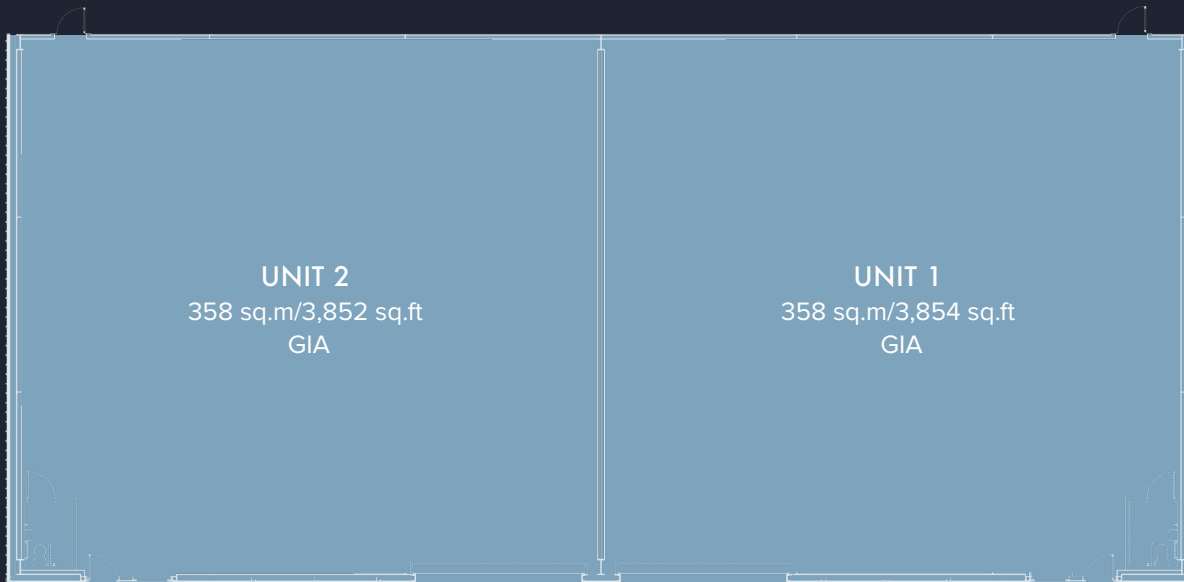


## FLOOR PLAN



## SPECIFICATION

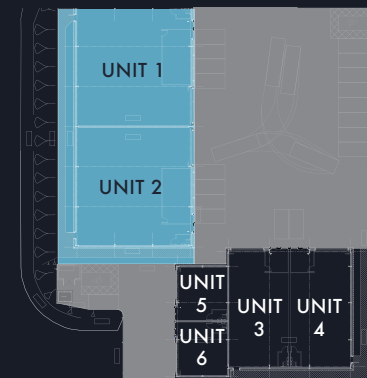
- + Self contained industrial units
- + High performance insulated cladding
- + Electrically operated roller shutter doors measuring 5.5m in width
- + Eaves height of 6.19m to the front / 4.50m to the rear of the building
- + Provision to facilitate a single office and toilet facilities

# UNITS 1&2

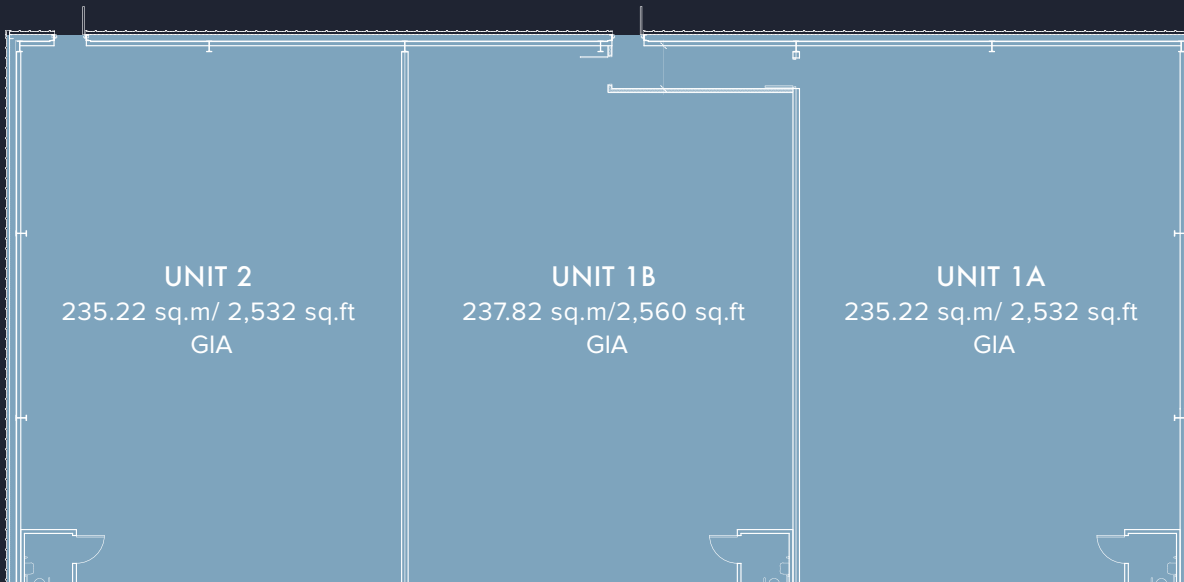
Flexible floor plates available as whole or individually.

**UNIT 1:** 358 sq.m/3,854 sq.ft GIA

**UNIT 2:** 358 sq.m/3,852 sq.ft GIA



## FLOOR PLAN



## SPECIFICATION

- + Self contained industrial units
- + High performance insulated cladding
- + Electrically operated roller shutter doors measuring 5.5m in width
- + Eaves height of 6.19m to the front / 4.50m to the rear of the building
- + Provision to facilitate a single office and toilet facilities

# UNITS 1A, 1B & 2

Flexible floor plates available as whole or individually.

**Unit 1A:** 235.22 sq.m/ 2,532 sq.ft GIA

**Unit 1B:** 237.82 sq.m/2,560 sq.ft GIA

**Unit 2:** 235.22 sq.m/ 2,532 sq.ft GIA

